



Impact Protection Systems

Engineered and Manufactured by the Pawling Corporation





Why Choose Pawling?

With over sixty-five years of experience, Pawling Corporation is a leading manufacturer of high-quality architectural products that will meet your material specifications as well as your design needs. We offer responsive, results-oriented design capabilities to satisfy any custom design requirement.


- Complete line of impact protection, entrance mats, athletic tile and parking products to protect your entire facility in any application
- Broad line of exceptional products to protect facilities front to back, inside and outside
- Custom-designed fabrications and colors based on your needs



Table of Contents

Alpar 4	5 Door and Frame Protection 24
Pro-Tek® NXT 5	6 Equipment and Cart Bumpers 26
1 Handrails 6	7 Heavy-Duty Bumpers 28
2 Wall Guards 12	8 Heavy-Duty Corner Guards 31
3 Wall Coverings 17	9 Parking and Traffic Safety 33
4 Corner Guards 18	Color Selection Guide 36

Rapid Response

Your planner forgot five corner guards in your project. Ten feet of wall guard needs replacement in the pediatric wing. You didn't think you'd need a handrail in that hallway, but now you realize you do. When you need almost instant wall protection, think Pawling and our Rapid Response program. We ship it in three days. Just look for the  icon on our hand rails, corner guards, wall guards, and sheet wall covering, available in eight of our most popular colors. It's our guarantee and proof that we want to meet and exceed your expectations.


Need it quick?

That's what Rapid Response is for - contact your Pawling representative today for more information or log on to www.pawling.com

Available Colors

301 Linen White	370 Eggshell	313 Champagne	2 Ivory
3 Tan	210 Silver Gray	377 Teal	265 Windsor Blue

*Rapid Response wall guard, handrail, and corner guard orders are limited to a maximum of 50 pieces per profile, per color, in standard sizes listed. Wall covering orders are limited to 4' x 8' sheets and a maximum of two cases per thickness and color. CG-50 and CG-51 stainless steel corner guards are available undrilled in 4 foot lengths, 16 gauge type 304 stainless with a satin finish.





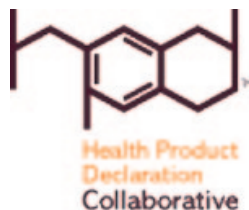
Transforming Wall Protection



Pawling Corporation's subsidiary, Alpar Architectural Products, offers wall and corner guards and sheet wall protection made from a variety of environmentally friendly materials including deTerra® biobased polymer. DeTerra® biobased polymer is the construction industry's only fire-rated, biobased polymer and is made from more than 90% rapidly renewable materials.

More information available at www.alpararch.com

Alpar Architectural supports the local and national building communities through active participation in and financial support of the following organizations:




Pro-Tek® NXT

The *new standard*
in impact protection.

Pawling is pleased to announce our new line of PVC free impact protection products created from a PETG compound. Pro-Tek® NXT is made from a BPT free, class A, non-halogenated fire retardant material. It is available in all our 60 standard colors with custom color matching to allow for vast design possibilities.

Pro-Tek® NXT products are offered in all our profiles and are interchangeable with older models. All of our popular handrails, wall guards, corner guards and wall coverings are available and come with our limited lifetime warranty.



1 Handrails

Pro-Tek® handrails offer a wide variety of styles, colors and materials for all types of facilities, applications and budgets. A near endless list of product options including vinyl, all wood, or a combination of the two, grooved surfaces, 60 standard colors and custom color matching allow for an incredible wealth of design possibilities. The only limitation is a designer's imagination. In addition, many styles also feature a continuous security bracket.

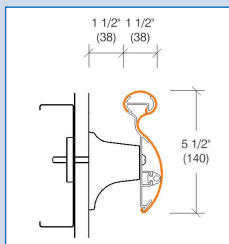


BR-600V



A uniquely attractive oval handgrip and Crescent® bumper guard highlights this handrail. Coordinate your facility design using BR-600V and our WG-5 and WG-7 Crescent® wall guards, all three of which offer unlimited design options.

Dimensions: 1-1/2" D x 5-1/2" H
 Protection Level: Medium-Heavy
 Continuous Security Bracket: Yes

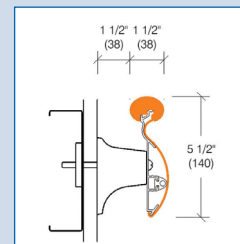


BR-600C




Our BR-600C Crescent® handrail offers an attractive wood grip in up to 24 choices of wood and stain combinations. Wood brings an element of contrast and warmth to the vinyl bumper.

Dimensions: 1-1/2" D x 5-1/2" H
 Protection Level: Medium-Heavy
 Continuous Security Bracket: Yes



BR-530, 532, 530X, 530G

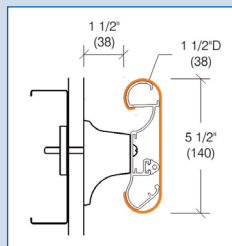


Our Endura Rail features the only aluminum reinforced return in the industry. Also available with a 2-1/4" co-extruded accent stripe (BR-532), co-extruded accent lines (BR-530X), or horizontal grooves (BR-530G), this series combines a nearly indestructible handrail with design flexibility.


Dimensions: 1-1/2" D x 5-1/2" H

Protection Level: Heavy

Continuous Security Bracket: Yes



BR-500, 500G, 502

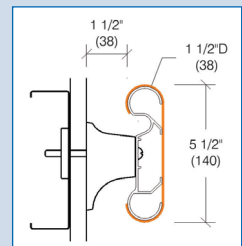


A universal handrail for all applications. Choose a smooth surface or the addition of grooves for added detail (BR-500G). Like the BR-530, the continuous security bracket is also available.


Dimensions: 1-1/2" D x 5-1/2" H

Protection Level: Medium-Heavy

Continuous Security Bracket: Yes



BR-400V, 400VG

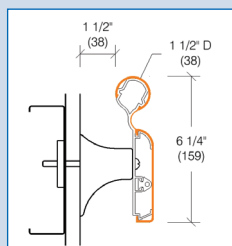


This three-piece vinyl assembly allows for thousands of color combinations of the handrail, guardrail and enhancing thumb rail stripe in an attractive, durable design. The BR-400VG adds horizontal grooved accent lines on the lower guardrail for added texture and design contrast. Combine with WG-6 wall guard for a consistent presentation.


Dimensions: 1-1/2" D x 6-1/4" H

Protection Level: Medium-Heavy

Continuous Security Bracket: Yes



BR-400C, 400CR, 400CG

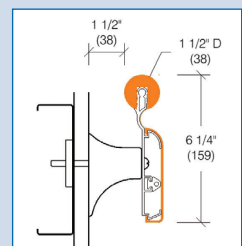


Powerful and attractive - another profile that provides a myriad of design options with the handrail strength you need. An attractive wood handrail and thousands of color combinations for the vinyl guardrail and enhancing thumb strip, BR-400C, CR (Removable Wood Top), and CG (Grooved bumper rail) provide added richness to any design.

Dimensions: 1-1/2" D x 6-1/4" H

Protection Level: Medium-Heavy

Continuous Security Bracket: Yes



BR-800

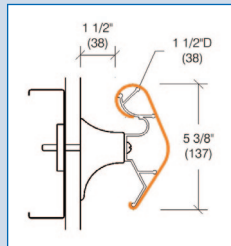


This simple profile has flex-action to fully absorb impact, making it ideal as both a handrail and crash rail. Match the BR-800 with our WG-30 wall guard for a coordinated design.


Dimensions: 1-1/2" D x 5-3/8" H

Protection Level: Medium-Heavy

Continuous Security Bracket: No



BR-1200

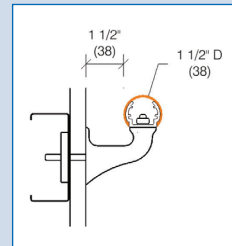


For a good power grip, choose the BR-1200 with a 1-1/2" diameter rail. Function, durability and affordability highlight this traditional handrail design.

Dimensions: 1-1/2" D

Protection Level: Medium

Continuous Security Bracket: No



BR-2400

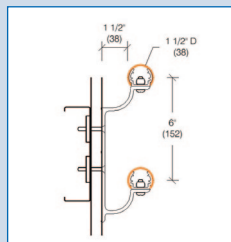


Ideal for healthcare, elder care or childcare facilities, these dual rails provide excellent grip location whether standing or sitting.

Dimensions: 1-1/2" D

Protection Level: Medium

Continuous Security Bracket: No



BR-400W

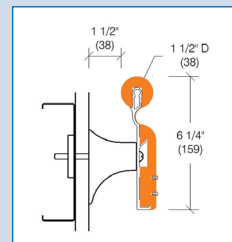


This attractive wood handrail and wall guard combination, with a design-enhancing thumb rail stripe in any of our 60 standard colors, provides safety, support and protection in a stylish, rich profile. Two black horizontal bumpers on the wall guard add contrast and durability with extra protection from scratches.

Dimensions: 1-1/2" D x 6-1/4" H

Protection Level: Medium

Continuous Security Bracket: Yes



BR-1500

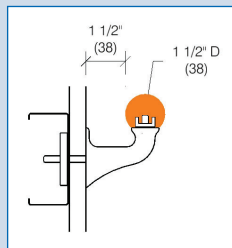


Our solid wood design with matching wood accessories is mounted on a heavy-gauge aluminum retainer for rail reinforcement. Available in a variety of wood species.

Dimensions: 1-1/2" D

Protection Level: Medium

Continuous Security Bracket: No



BR-1600

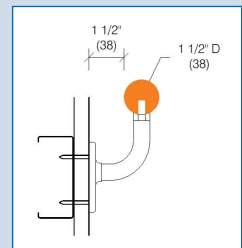


Add a touch of class to your wood handrail with our stylishly contrasting stainless steel returns, corners and mounting brackets.

Dimensions: 1-1/2" D

Protection Level: Medium

Continuous Security Bracket: No



BR-3500

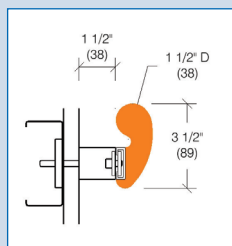


Solid wood handrail adds style, provides safety, while maintaining a natural look.

Dimensions: 1-1/2" D x 3-1/2" H

Protection Level: Medium

Continuous Security Bracket: No



BR-5500



A beautiful wood handrail/crash rail system with a flexible bumper for added protection. Four species of wood, each in six standard stain colors, 12 standard bumper colors and limit-less custom colors.

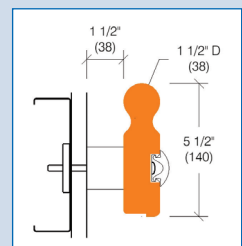
Dimensions: 1-1/2" D x 5-1/2" H

Protection Level: Medium

Continuous Security Bracket: No




12 bumper colors available: (White Sand, Eggshell, Ivory, Desert Sand, Tan, Beige Desert, Cordovan, Sage Green, Hunter Green, Windsor Blue, Blue Bird and Black)



Foundation™ Series Handrails

Pawling's Foundation™ Series handrail offers the Architect and Designer the versatility and flexibility to "build" the look they desire by selecting from a variety of shapes and materials to be featured on a versatile powder coated metal bracket (see our powder coat finishing choices on Page 39).

Combine a round or oval handgrip in real wood or vinyl with a 4" bumper guard in real wood, vinyl, or stainless steel to provide superior functionality and impact protection in a wide range of aesthetics within hospitals, nursing homes, offices, and all types of different facilities. The Foundation™ Series offers Pawling's outstanding excellence in performance, design, and functionality.



BR-4EWW

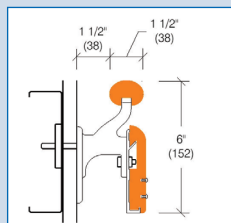


Foundation Series handrail offers versatility and flexibility by "building" the look you desire. Combine an oval wood handgrip with a 4" wood bumper. Features: ADA Compliant, Wall returns - with hardware, Outside corners - with hardware, Inside corners - mitered

Stock Lengths: Wood - random 6'-0" (1829) to 16'-0" (4877) or Aluminum: 12'-0" (3658)

Bracket: Powder coated aluminum with concealed wall mount hardware

Custom woods and stain colors available.



BR-4RVV

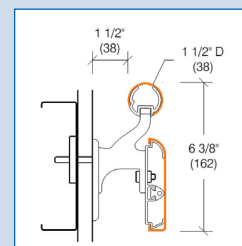


Foundation Series handrail offers versatility and flexibility by "building" the look you desire. Combine a round vinyl handgrip with a 4" vinyl bumper. Features: ADA Compliant, Class A fire rating, Molded returns - with hardware, Molded outside corners - with hardware.

Stock Lengths: 12'-0" (3658)

Bracket: Powder coated aluminum with concealed wall mount hardware.

Custom colors available.



BR-4RVW



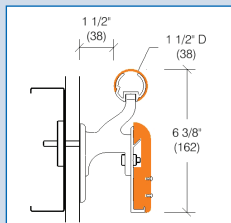
Foundation Series handrail offers versatility and flexibility by "building" the look you desire. Combine a round vinyl handgrip with a 4" wood bumper. Features: ADA Compliant, Class A fire rating, Molded returns - with hardware, Molded outside corners - with hardware.

Stock Lengths: Wood - random 6'-0" (1829) to 16'-0" (4877) or Aluminum: 12'-0" (3658)

Bracket: Powder coated aluminum with concealed wall mount hardware

Custom woods and stain colors available.

Custom vinyl colors also available.



W

60

BR-4RWS

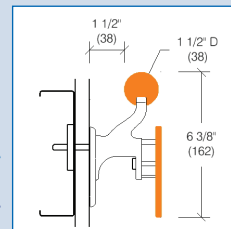


Foundation Series handrail offers versatility and flexibility by "building" the look you desire. Combine a round wood handgrip with a 4" stainless steel bumper. Features: Wood, Wall returns - with hardware, Outside corners - with hardware.

Stock Lengths: Wood: random 6'-0" (1829) to 16'-0" (4877). Crash rail: stainless steel, type 304, chamfered edges, #4 satin finish

Bracket: Powder coated aluminum with concealed wall mount hardware

Custom woods and stain colors available.



W

60

BR-4RWV



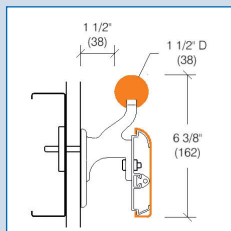
Foundation Series handrail offers versatility and flexibility by "building" the look you desire. Combine a round wood handgrip with a 4" vinyl bumper. Features: ADA Compliant, Wall returns - with hardware, Outside corners - with hardware, Inside corners - mitered

Stock Lengths: Wood - random 6'-0" (1829) to 16'-0" (4877), Bumper Guard - 12'-0" (3658)

Bracket: Powder coated aluminum with concealed wall mount hardware

Custom woods and stain colors available.

Custom vinyl colors also available.



W

60

BR-4RWW

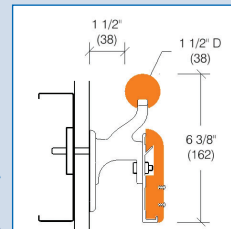


Foundation Series handrail offers versatility and flexibility by "building" the look you desire. Combine a round wood handgrip with a 4" wood bumper. Features: ADA Compliant, Wall returns - with hardware, Outside corners - with hardware, Inside corners - mitered.

Stock Lengths: Wood - random 6'-0" (1829) to 16'-0" (4877), Bumper Guard - 12'-0" (3658)

Bracket: Powder coated aluminum with concealed wall mount hardware

Custom woods and stain colors available.



W

60

2 Wall Guards

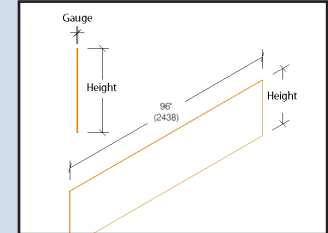
Pro-Tek® wall guards run the gamut of sizes, shapes, colors and styles. In addition to our unique ability to protect all areas of any facility, the design flexibility of these products is limitless. We offer outstanding protection, thus dramatically reducing maintenance and repair expenses. Choose from rectangular or curved profiles, many with design options such as grooved surfaces, 60 standard colors and custom color matching. And our Red-E-Clip® installation option will stretch your budget by using a lightweight yet equally durable product that installs more quickly and easily than traditional aluminum retainers.

CR-40, 60

Fabricated from our .040" and .060" gauge wall covering, these Class A fire rated rub rails are available in a height of 4", 6", and 8".

Dimensions: Variable
 Protection Level: Medium

60



WG-3, WGG-3

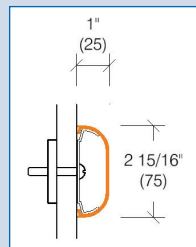
This versatile wall guard can be used as a wainscot cap, chair rail or crash rail. Multiple rows can provide maximum impact protection and decorative appeal. Also available with horizontal grooves (WGG-3).

Dimensions: 1" D x 2-15/16" H

Protection Level: Medium

Retainer: Continuous Aluminum

60



WG-4, WGG-4*

This uniquely designed wall guard can function equally well as a crash rail or a chair rail. It matches perfectly the style and form of our BR-400 series handrails, providing continuity of design when used together. Also available with horizontal grooves (WG-4 shown).

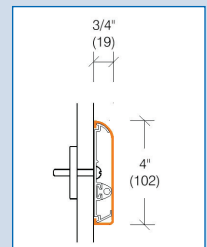
Dimensions: 3/4" D x 4" H

Protection Level: Medium

Retainer: Continuous Aluminum

60

RR



WG-6, 6C
 WGG-6, 6C*
 WGX-6, 6C*

Versatile and durable, this wall guard gives a natural, congruous feel when combined with the BR-500 handrail. Also available with horizontal grooves (WGG-6) or co-extruded accent lines (WXG-6), this durable wall guard is available with our Red-E-Clip.

Dimensions: 1" D x 6" H

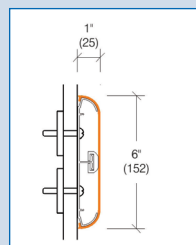
Protection Level: Medium

Retainer: Continuous Aluminum

60

RR

RC



WG-8, 8C
 WGG-8, 8C*

Our most popular wall guard product, WG-8 offers heavy-duty impact protection for a larger surface area. The WG-8 is also available with our Red-E-Clip system and can also be manufactured with horizontal grooves (WGG-8).

Dimensions: 1" D x 7-3/4" H

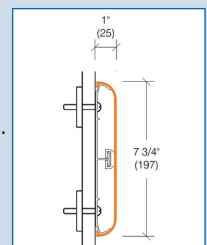
Protection Level: Medium

Retainer: Continuous Aluminum

60

RR

RC



* WGG-4, WGG-6, 6C, WGX-6, 6C, and WGG-8, 8C are not part of our Rapid Response program

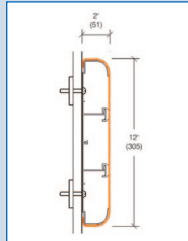
WG-12



Pawling's largest wall guard utilizes two internal rubber bumpers to fully absorb impact. Two sets of horizontal grooves bring added interest to this distinctive design. WG-12 is ideal for headwall protection in rooms requiring maximum protection.

Dimensions: 2"D x 12"H
Protection Level: Heavy
Retainer: Continuous Aluminum

60



WG-5, 5C

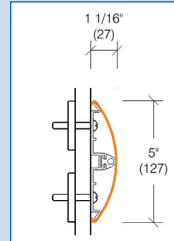


Our Crescent® series has an appealing, gentle shape offering a fresh alternative to traditional rectangular designs. Add WG-7 and BR-600 handrails for a coordinated design package. WG-5 has a continuous aluminum retainer while the WG-5C uses our Red-E-Clip.

Dimensions: 1-1/16"D x 5"H
Protection Level: Medium-Heavy

60

RC



WG-7, 7C

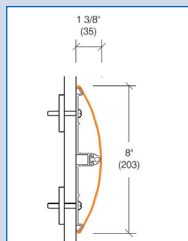


This stylish Crescent® shape with an 8" high profile protects wall surface. Combining WG-7 with our other Crescent® rails (WG-5 and BR-600) spawns aesthetically appealing design options. WG-7 has a continuous aluminum retainer while the WG-7C uses our Red-E-Clip.

Dimensions: 1-3/8"D x 8"H
Protection Level: Medium-Heavy

60

RC



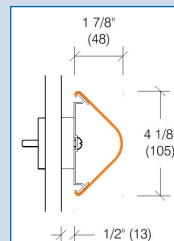
WG-30



The WG-30 design adds visual depth and extended protection as a stand-alone crash rail or as a low bumper rail beneath our BR-800 handrail. WG-30 comes standard with 1/2" rubber spacers to extend it off the wall.

Dimensions: 1-7/8"D x 4-1/8"H
Protection Level: Medium-Heavy
Retainer: Continuous Aluminum

60



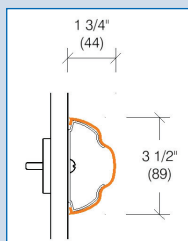
WG-35



This attractive, sculpted 'shell' design in heavy-duty rigid vinyl helps shield surfaces from vehicular and pedestrian traffic and abuse.

Dimensions: 1-3/4"D x 3-1/2"H
Protection Level: Medium-Heavy
Retainer: Continuous Aluminum

60



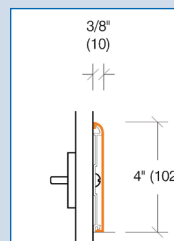
BB-4




Effectively absorbs impact abuses by cleaning and other equipment with this 4" baseboard profile. The color choices coordinate and compliment all other Pro-Tek® wall and corner guard products.

Dimensions: 3/8"D x 4"H
Protection Level: Heavy
Retainer: Continuous Aluminum

60



BL-4

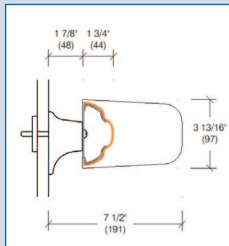


Our uniquely designed bed bumper corrals beds into place while protecting patient room headwalls. It also creates needed space for IV racks and patient monitors by keeping beds away from the wall. Available with or without optional mounting bracket.

Dimensions: 7-1/2" D x 3-13/16" H

Protection Level: Medium-Heavy

Retainer: Continuous Aluminum



WB-4

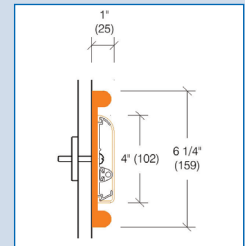


A rich wood frame combines with our rugged WG-4 for definitive beauty and impact protection. Choose from our standard 60 colors of wallguard and 6 stain colors to integrate an attractive wood wallguard into any design.

Dimensions: 7/8" D x 6-1/4" H

Protection Level: Medium-Heavy

Retainer: Continuous Aluminum



CRW-10

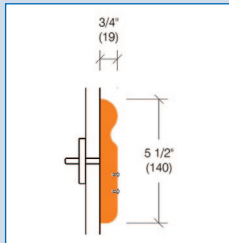


This sculpted wood chair rail mirrors the shape and style of our BR-400W handrail. Two understated rubber strips offer protection and visual interest.




Dimensions: 3/4" D x 5-1/2" H

Protection Level: Medium-Heavy



CRW-20

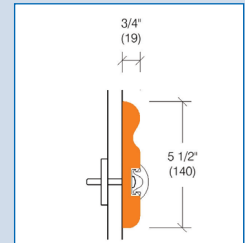


CRW-20 provides the perfect mate for our BR-5500 wood handrail in both shape and style, with the same flexible bumper for added durability.

Dimensions: 3/4" D x 5-1/2" H

Protection Level: Medium-Heavy

12 bumper colors available: White Sand, Eggshell, Ivory, Desert Sand, Tan, Beige Desert, Cordovan, Sage Green, Hunter Green, Windsor Blue, Blue Bird and Black



CRW-30

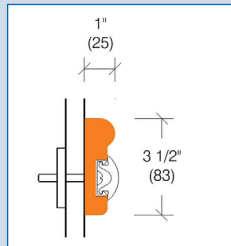


Our new CRW-30 wood wall guard presents a smaller wood wall guard design that is perfect for hotel corridors or conference room chair rails. The flexible bumper insert provides attractive, durable protection against service carts and chairs.

Dimensions: 1-1/8" D x 3-1/4" H

Protection Level: Medium-Heavy

12 bumper colors available: (White Sand, Eggshell, Ivory, Desert Sand, Tan, Beige Desert, Cordovan, Sage Green, Hunter Green, Windsor Blue, Blue Bird and Black



CRW-40

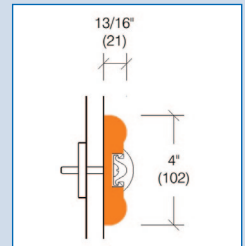


CRW-40 is designed to give a rich, warm feel to wall protection. As with CRW-20, CRW-30, CRW-60 and BR-5500, the flexible vinyl bumper is available in 12 standard colors or limitless custom color options.

Dimensions: 1-1/16" D x 4" H

Protection Level: Medium-Heavy

12 bumper colors available: (White Sand, Eggshell, Ivory, Desert Sand, Tan, Beige Desert, Cordovan, Sage Green, Hunter Green, Windsor Blue, Blue Bird and Black



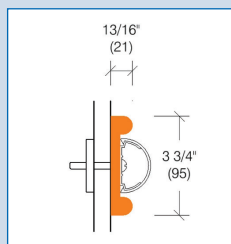
CRW-50




The beauty of wood combined with the tough durability of rigid vinyl (EBT-30) is the hallmark of our new CRW-50 wall guard. Standard 60 vinyl color options, as well as any custom color you can dream up, allow for a broad range of design options.

Dimensions: 1-1/2" D x 3-3/4" H

Protection Level: Medium-Heavy



CRW-60

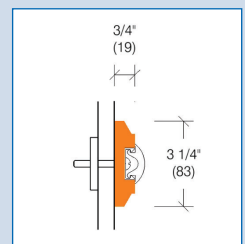


CRW-60 is our smallest wood option, with a classic chamfered profile. Durability is still a hallmark of this design, as it utilizes the same flexible bumper as other wood wall protection products.


Dimensions: 1-1/8" D x 3-1/4" H

Protection Level: Medium-Heavy

12 bumper colors available: (White Sand, Eggshell, Ivory, Desert Sand, Tan, Beige Desert, Cordovan, Sage Green, Hunter Green, Windsor Blue, Blue Bird and Black



EB-25

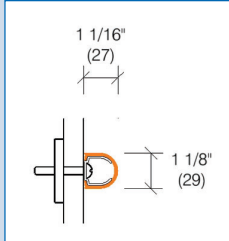


This simple rounded profile can be used to protect walls, cashier islands, or nurses' stations from carts and equipment, or simply as an accent in your overall design.


Retainer: Continuous Aluminum

Dimensions: 1-1/16" D x 1-1/8" H

Protection Level: Medium



EBR-30 EBT-30

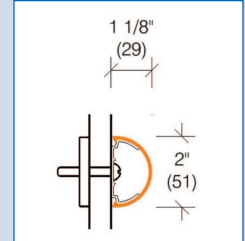


With either textured (EBT-30) or gloss (EBR-30) finishes, this classic, yet versatile shape is perfect as a chair rail, bumper rail, or just to provide a color accent.


Retainer: Continuous Aluminum

Dimensions: 1-1/8" D x 2" H

Protection Level: Medium



WG-22

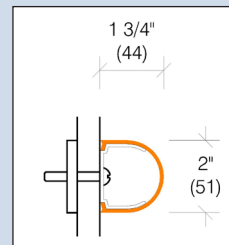


A larger version of EB-25, WG-22 is perfect for use in many applications to protect against damage from carts, beds or chairs. The smooth finish helps maintain a clean aesthetic look.

Retainer: Continuous Aluminum

Dimensions: 1-3/4" D x 2" H

Protection Level: Medium



CRS-200

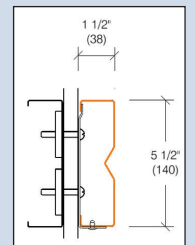


This stainless steel crash rail combines maximum impact protection with a clean, modern design. Stainless steel allows for use of harsh cleaners, while the V-groove design adds rigidity and visual interest.

Dimensions: 1-1/2" D x 5-1/2" H

Protection Level: Heavy

Material: Type 304 or 430 Stainless Steel with #4 Satin Finish



CRS-100 CRA-100 CRAT-100

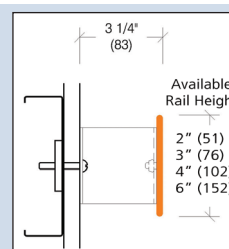


Steri-Guard™ crash rails, available in stainless steel or aluminum, provide easily maintained, indestructible protection for labs or hospitals where sterile environments are a concern.


Dimensions: 3-1/4" D x Height (2", 3", 4" and 6" standard rail heights available)

Protection Level: Heavy

Material: Aluminum or Stainless Steel



CR-3, 4

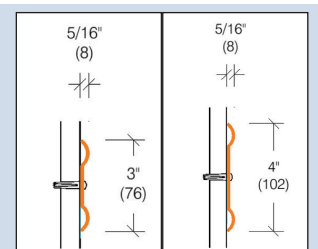


Clear polycarbonate rubber rails won't distract from the décor yet offer complete impact protection. Eight-foot lengths are available in 3" or 4" widths.

Dimensions: 5/16" D x 3" H

Protection Level: Medium


Colors: Clear



3 Wall Coverings



Pro-Tek® vinyl wall covering can be suited for a broad range of applications, from corridor wainscot and patient room walls, to back-of-house areas and slop sink backsplashes. Or it can simply be used as a finishing touch to complete a unified presentation in wall protection system designs. From the thinnest .030" gauge to our indestructible .125" sheet, used at wainscot height or full wall height, our wall covering can protect your walls, doors and cabinetry in any facility, and any application, all while providing added texture and color to whatever design scheme you choose. Available in a myriad of sheet sizes and rolls, 60 standard colors, and any custom color you can dream of, Pro-Tek® wall covering has the versatility to serve your needs.

WC-30, 40, 60, 80, 90, 125



Standard size sheets are 4'x 8'. Also available are 3'x8', 3'x9', 3'x10', 4'x9', 4'x10', 2'x120', and 3'x120', as non-standard sizes with minimum quantities. 4'x120' is the standard size roll. Custom sizes also available.

*30 of our standard 60 colors have a minimum order quantity for WC-30. See our color selection guide on Page 36 for more detail.

Product Code	Dimension	Fire Rating	Case Size	Available Colors
WC-30	.030"	Class A	30 pieces	60*
WC-40 	.040"	Class A	20 pieces	
WC-60 	.060"	Class A	16 pieces	
WC-80	.080"	Class A	12 pieces	
WC-90	.090"	Class A	10 pieces	
WC-125	.125"	Unrated	8 pieces	

WC-30  .030" (0.8)

WC-40  .040" (1.0)



WC-60  .060" (1.5)

WC-80  .080" (2.0)

WC-90  .090" (2.3)

WC-125  .125" (3.2)

WC-98, 99, 100, 101



Top/End Caps

WC-98 for use with .030" - .060"
 WCT-98 for use with .080" - .090"
 WCTH-98 for use with .125"

Joint Cover

WC-99 for use with .030" - .060"
 WCT-99 for use with .080" - .090"
 WCTH-99 for use with .125"

Inside Corner

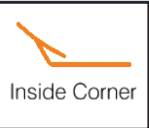

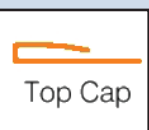
WC-100 for use with .030" - .060"
 WCT-100 for use with .080" - .090"
 WCTH-100 for use with .125"

Outside Corner

WC-101 for use with .030" - .060"
 WCT-101 for use with .080" - .090"
 WCTH-101 for use with .125"

Accessory Moldings Available in 8'-0" and 10'-0" lengths

Pawling offers a complete line of installation accessories. See our installation instructions for more detailed information on our website.




4 Corner Guards

Pawling's line of corner guards leads the industry in its breadth of application, with suitable options for protecting every type of facility and every application. Whether for a healthcare, educational, municipal or commercial building, you can rely on Pawling's Pro-Tek® corner guards to protect your building from front to back. Choose from flush-mounted or surface-mounted corner guards with styles including vinyl retainers, rigid vinyl, polycarbonate, stainless steel, aluminum, rubber and recycled HDPE (see our Heavy-Duty Impact Protection options for the latter two products). Most styles are available in multiple sizes, angles, and colors for perfect coordination with the rest of our impact protection product line.

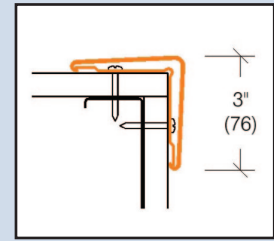


CG-10, 10R




CG-10 is our 90° surface mounted vinyl corner guard. The standard CG-10 comes with an aluminum retainer while the CG-10R uses a recycled vinyl retainer. Available in custom color fabrication. Custom corner angles can also be accommodated.

Wing Dimension	Style	Corner Protection
3"	90°	Medium-Heavy

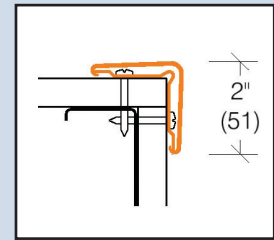


CG-20, 20R



For areas with less traffic, our 2" wing corner guard provides the protection needed in a size designed to blend easily into your décor. Our standard CG-20 has an aluminum retainer and our CG-20R has a recycled vinyl retainer.

Wing Dimension	Style	Corner Protection
2"	90°	Medium-Heavy

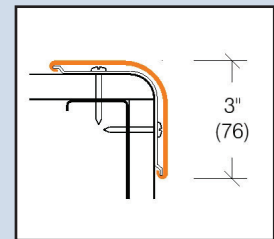


CG-30




Our bull nose 3" wing corner guard provides effective protection with a smooth, rounded corner for great design flexibility and takes away the harsh edges.

Wing Dimension	Style	Corner Protection
3"	90°	Medium-Heavy



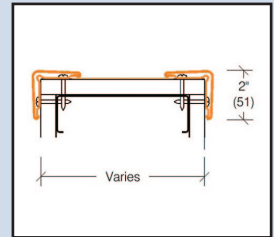
CG-11, 11R



Our CG-11 gives your end wall partitions extra protection with two CG-20 2" wing corner guards with aluminum retainers and our rigid wall covering strip as filler. Also available with a recycled retainer (CG-11R).



Wing Dimension	Style	Corner Protection
2" wings; can fit partition up to 9" wide	End Wall	Medium-Heavy



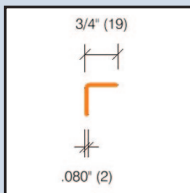
CG-34, 12, 13, 14, 1245



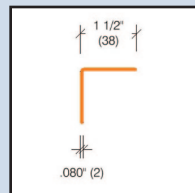
Our rigid vinyl corner guards come in 90° or 135° angles and wing sizes from 3/4" to 4". The smallest wing (CG-34) is installed with double-faced tape or adhesive, but all other styles come with the option of adhesive, double-sided tape or mechanical fasteners using pre-drilled holes.

Product Code	Wing Dimension	Style	Corner Protection	Available Colors
CG-34	3/4"	90°	Medium	60
CG-12 RR	1-1/2"	90°	Medium	
CG-13	3"	90°	Medium	
CG-14	4"	90°	Medium	
CG-1245	1-1/2"	135°	Medium	

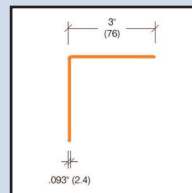
CG-34



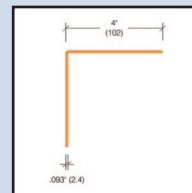
CG-12



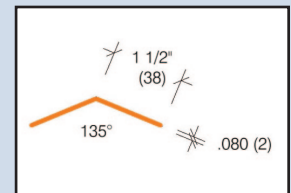
CG-13



CG-14



CG-1245



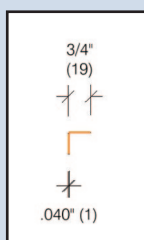
CG-16, 17, 18, 19, 23, 24, 25



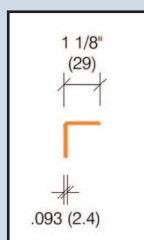
Our clear polycarbonate corner guards allow your décor to shine through. Or choose from nine additional color options. With three angles, two wing sizes and two standard lengths (4' or 8'), these corner guards provide a medium level of protection with numerous design choices.

Product Code	Wing Dimension	Style	Available Colors for All
CG-16	3/4"	90°	Clear, Black, Ivory, Linen, White, Tan, Brown, Gray, Green, Pastel Blue, Polar White
CG-17 RR	1-1/8"	90°	
CG-18 RR	2-1/2"	90°	
CG-19	2-1/2"	135°	
CG-23	2-1/2"	90° 1/2" radius	
CG-24	2"	90°	
CG-25	3"	90°	

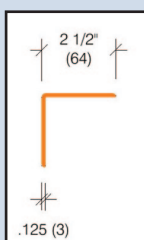
CG-16



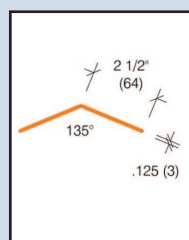
CG-17



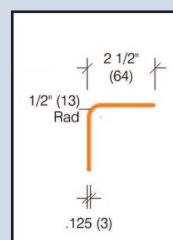
CG-18



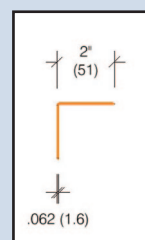
CG-19



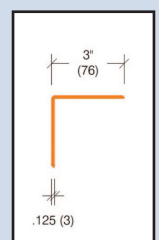
CG-23




CG-24



CG-25



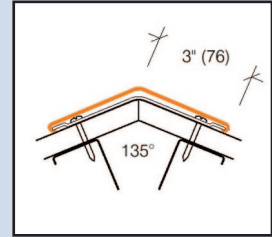
CG-135, 135R



The CG-135 is our 3" wing vinyl corner guard with a 135° angle and aluminum retainer. Also available with a recycled vinyl retainer (CG-135R).



Wing Dimension	Style	Corner Protection
3"	135°	Medium-Heavy



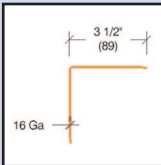
CG-50, 51, 52, 55, 60, 65



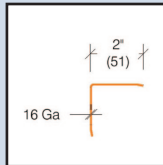
Our stainless steel corner guards come in type 304, 316 or 430 Stainless Steel with #4 Satin finish and a variety of radii and corner angles with custom angles and wing sizes also available. Combine with our CRS-100 for a coordinated stainless steel design that provides heavy duty impact protection. Installation is easy with our standard adhesive or optional pre-drilled holes for fasteners.

Product Code	Wing Dimension	Style	Corner Protection	Available Material for all
CG-50	3-1/2"	90°	Medium	#4 Satin Finish Stainless Steel
CG-51	2"	90°	Medium	
CG-52	1"	90°	Medium	
CG-55	3-1/2"	90° 3/4" radius	Medium	
CG-60	3-1/2"	135° 1/8" radius	Medium	
CG-65	3-1/2"	135° 3/4" radius	Medium	

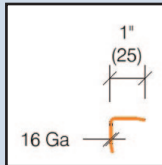
CG-50



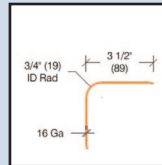
CG-51



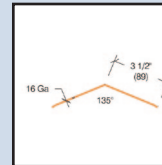
CG-52



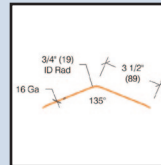
CG-55



CG-60



CG-65



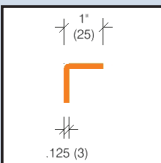
CG-400, 401, 402, 403, 404, 405



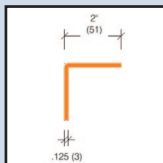
Our mill finish aluminum corner guards are easy to install and come in wing sizes from 1" to 3". They come standard with adhesive, or can be pre-drilled for mounting with mechanical fasteners. Customize the look you need with lengths up to 10'. Also available in custom angles and wing sizes.

Product Code	Wing Dimension	Style	Corner Protection	Available Material for All
CG-400	1"	90°	Heavy	Mill Finish Aluminum
CG-401	2"	90°	Heavy	
CG-402	3"	90°	Heavy	
CG-403	1"	135°	Heavy	
CG-404	2"	135°	Heavy	
CG-405	3"	135°	Heavy	

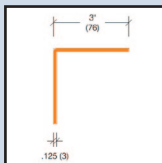
CG-400



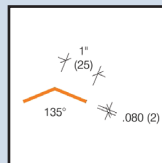
CG-401



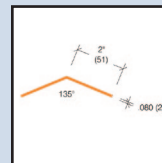
CG-402



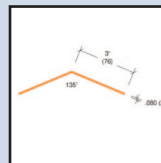
CG-403



CG-404



CG-405



* CG-50 and CG-51 stainless steel corner guards are available undrilled in 4 foot lengths, 16 gauge type 304 stainless with a satin finish.

CGWS-275
CGWS-275-135

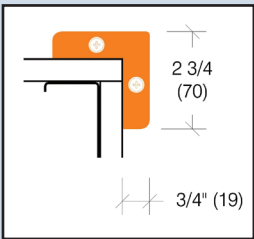


A refined wood profile with a sturdy stainless steel insert to deflect tough impacts. 90° or 135° angles, each with a top and bottom stainless steel cap.

Material: Type 304 or 430 Stainless Steel with #4 Satin Finish



Product Code	Wing Dimension	Style	Corner Protection
CGWS-275	3/4"	90°	Medium
CGWS-275-135	1-1/2"	90°	Medium



CGWS-275B

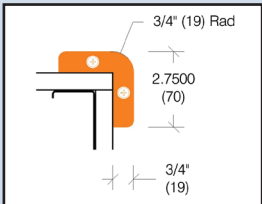


Refined wood profile with a bullnose, sturdy stainless steel insert.

Material: Type 304 or 430 Stainless Steel with #4 Satin Finish



Wing Dimension	Style	Corner Protection
2-3/4"	90°	Heavy



CG-500, 500EW, 510, 510EW, 525, 525EW

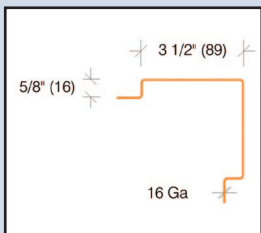


Our stainless steel flush mount corner guards are easy to install and provide a heavy protection level. Standard installation is pre-drilled for mounting with mechanical fasteners with an optional mounting with adhesive. Customize the look you need with stock lengths of 4' & 8'. We are able to accommodate

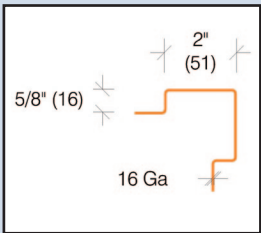
custom angles and wing sizes to fit your design requirements as well. Available as type 304 or 430 stainless steel with #4 satin finish, these corner guards are also available in aluminum.

Product Code	Wing Dimension	Style	Corner Protection	Available Material
CG-500	3-1/2"	90°	Heavy	Stainless Steel
CG-500EW	3-1/2"	Endwall	Medium	Stainless Steel
CG-510	2"	90°	Heavy	Stainless Steel
CG-510EW	2"	Endwall	Medium	Stainless Steel
CG-525	1-1/2"	90°	Heavy	Stainless Steel
CG-525EW	1-1/2"	Endwall	Medium	Stainless Steel

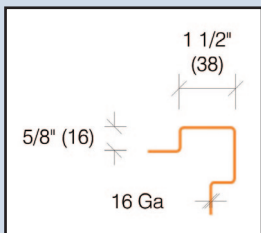
CG-500



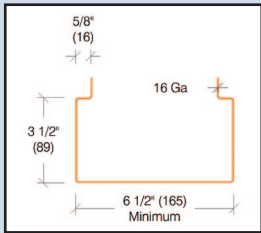
CG-510



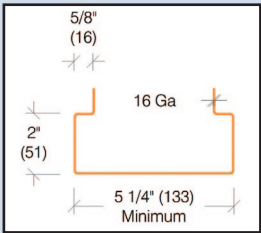
CG-525



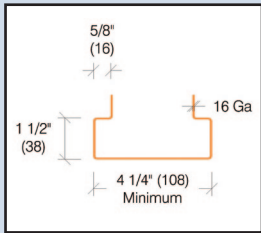
CG-500EW



CG-510EW




CG-525EW



Corner Guards

CG-7, 72

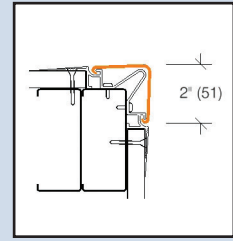


Standard angles for our 3" and 2" wing corner guards are 90°, but we will custom fabricate flush-mounted corner guard to any angle required from 45° to 160°.


60

Product Code	Wing Dimension	Style	Corner Protection
CG-7	3"	90°	Med-Heavy
CG-72	2"	90°	Med-Heavy

Cove-base Installation / Aluminum Insert



CG-7S, 72S

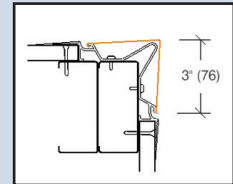


Flush mounted stainless steel corner guard. A perfect pair is our Steri-guard™ (CRS-100).


Material: Type 304 or 430 Stainless Steel with #4 Satin Finish

Product Code	Wing Dimension	Style	Corner Protection
CG-7S	3"	90°	Heavy
CG-72S	2"	90°	Heavy

Cove-base Installation / Aluminum Insert



CG-75

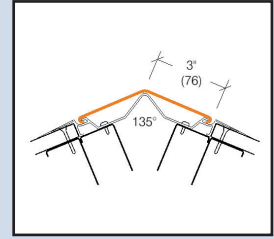


Offers same protection as CG-7, but with 135° angle.

60

Wing Dimension	Style	Corner Protection
3"	135°	Med-Heavy

Cove-base Installation / Aluminum Insert



CG-32

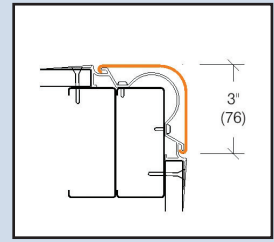


For a softer more gradual corner. The bullnose CG-32 has a 90° corner with a 15/16" radius cover. The "flex action" of the vinyl cover deflects energy and helps absorb impact.


60

Wing Dimension	Style	Corner Protection
3"	90° Bull-nose	Med-Heavy

Cove-base Installation / Aluminum Insert



CG-888

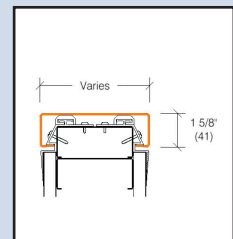


This custom fabricated end wall protector can be fitted for partitions up to 7-1/4" wide. Two internal bumpers offer the impact absorption necessary for vulnerable end wall partitions.

60

Wing Dimension	Style	Corner Protection
1-5/8"	End Wall	Med.-Heavy

Cove-base Installation / Aluminum Insert



CGF-7, 72



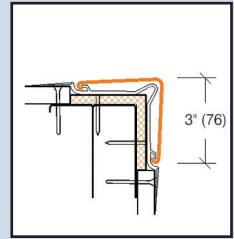
Our flush-mounted corner guards with fire barriers will protect your corners, and help protect your patients, tenants or employees from fire, with 3" or 2" wings.

60

Fire Rating:
1 layer dry wall = 1 hour
2 layers drywall = 2 hours

Product Code	Wing Dimension	Style	Corner Protection
CGF-7	3"	90°	Med-Heavy
CGF-72	2"	90°	Med-Heavy

Cove-base Installation / Aluminum Insert



CGF-75



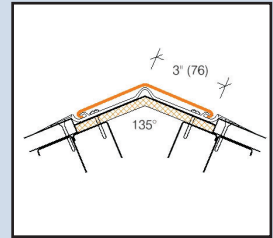
CG-75 offers the same protection as CG-7, but with a 135° angle.

60

Fire Rating:
1 layer dry wall = 1 hour
2 layers drywall = 2 hours

Wing Dimension	Style	Corner Protection
3"	135°	Med-Heavy

Cove-base Installation / Aluminum Insert



CGF-32



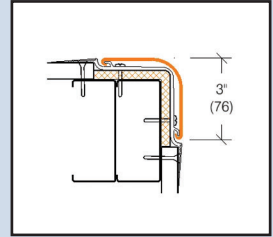
For a softer, more gradual corner, use our bullnose CG-32 90° corner guard with a 15/16" radius corner. The "flex action" of the vinyl cover deflects energy and helps absorb impact.

60


Fire Rating:
1 layer dry wall = 1 hour
2 layers drywall = 2 hours

Wing Dimension	Style	Corner Protection
3"	90° 15/16" radius	Med-Heavy

Cove-base Installation / Aluminum Insert



CGF-888



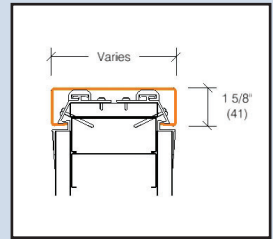
CGF-888 is custom made to your wall dimensions, up to 7-1/4" wide, for a perfect fit.

60

Fire Rating:
1 layer dry wall = 1 hour
2 layers drywall = 2 hours

Wing Dimension	Style	Corner Protection
1-5/8"	End Wall	Med-Heavy

Cove-base Installation / Aluminum Insert



5 Door and Frame Protection

It's easy to forget how vulnerable doors and entryways are to potential damage from equipment and pedestrian traffic. Pawling's door and frame protection helps reduce costly maintenance and repairs that come as a result of normal, day-to-day abuse. Available in a virtually unlimited variety of sizes, some of these accessories can be customized to unusual or artistic shapes that further enhance your facility's décor.

DKP-10, 12

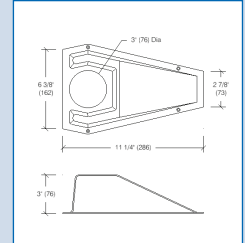


The tapered design of the DKP-12 helps deflect collisions that can destroy a doorknob or cause serious injury. The cup-like shape of the DKP-10 provides complete protection.


Dimensions: DKP-10: 11-1/4"W x 6-3/8"H
 DKP-12: 12"W x 3-3/16"H

Material: Vinyl

Colors: Ivory, Tan, Brown, Eggshell



PPV-40, 60

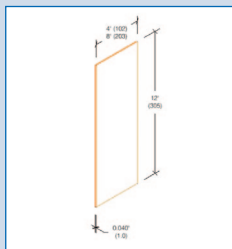


Available in .040" (PPV-40) and .060" (PPV-60) thickness, these rigid vinyl push plates are available in 4" or 8" widths and can be applied with tape, adhesive or screws.

Dimensions: .040" thick or .060" thick
 4"W x 12"H or 8"W x 12"H

Material: Vinyl

60



KPV-40, 60

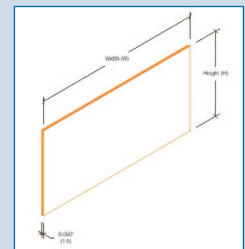


Protect your door's most vulnerable area with this one-of-a-kind kick plate. Available in both .060" and .040" thickness, it can be customized with one or two bends to wrap around and protect the door edge as well.

Dimensions: .040" or .060" thick in custom width and height

Material: Vinyl

60



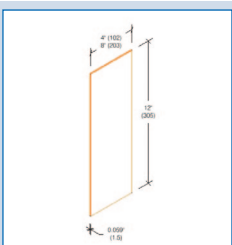
PPS-16



Use for extra protection; also excellent for laboratories and medical facilities where cleanliness is an important issue. Adhesive supplied for installation; drilling optional.

Dimensions: 16 gauge thickness; custom width and height

Material: Type 304, 430 Stainless Steel with #4 Satin Finish



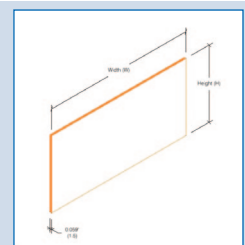
KPS-16




This heavy-duty kick plate is custom cut to ensure optimum performance. Adhesive supplied for installation; drilling optional. Also available with one or two bends.

Dimensions: 16 gauge thickness; and custom width and height

Material: Type 304, 430 Stainless Steel with #4 Satin Finish



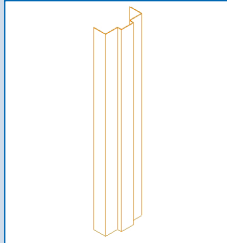
DFC-1



Manufactured to your custom requirements, this one-piece solid door frame guard is constructed to protect your entire door frame surface.

Dimensions: Custom formed to door frame
Material: Vinyl

60



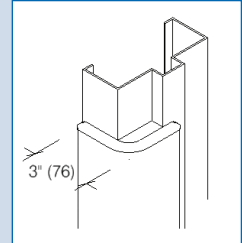
DFG-30



An aluminum retainer supports a rigid cover that affords added strength and protection. Installed with a 3" wing protection over your existing metal door frame.

Dimensions: 3" Wing - Height Varies
Material: Vinyl

60

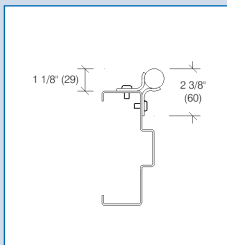


DFGS-100




Stainless steel door jam guard protects doorways in a variety of biomedical and lab settings. Perfect to pair with our other stainless steel impact protection products.

Dimensions: 1" available in custom lengths
Material: Type 304 or 430 Stainless Steel with #4 Satin Finish



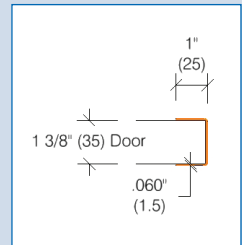
DE-138, 175



Permanently shield your door edge to protect it from unsightly marring and excessive wear. DE-138 fits 1-3/8" doors; DE-175 fits 1-3/4" thickness.

Dimensions: U-shaped: 1-3/8" or 1-3/4" door width with 1" wings
Material: Vinyl

60

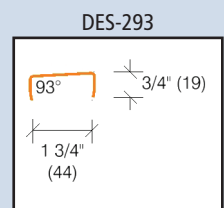
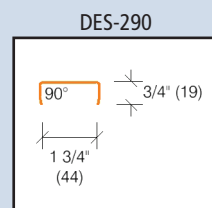
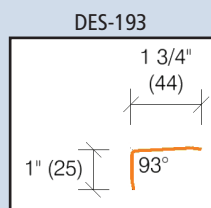
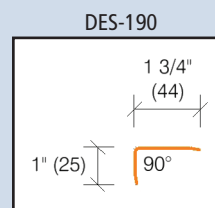


DES-190, 193, 290, 293



Choose the profile that suits your needs. DES-190 and DES-193 protect the edge and one side of a door; DES-290 and DES-293 wrap around to protect the edge and two sides. Adhesive is supplied for installation (drilling optional).

Product Code	Dimensions	Material
DES-190	L-shaped: 1-3/4" x 1", 90°	Type 304 or 430 Stainless Steel with #4 Satin Finish
DES-193	L-shaped: 1-3/4" x 1", 93°	
DES-290	U-shaped: 3/4" x 1-3/4" x 3/4", 90°	
DES-293	U-shaped: 3/4" x 1-3/4" x 3/4", 93°	



6 Equipment and Cart Bumpers

Protect more than your walls with our line of cart and equipment bumpers. Pro-Tek® protection goes the extra mile when you ensure the edges of your cart and equipment have the same safeguards as other areas of your facility. These versatile products can also be mounted on nurse stations, or retail counters and islands to protect from cart damage. Coordinate with other impact protection profiles to maintain a common theme and décor.

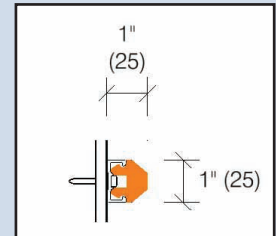
EB-1




The EB-1 series is available in three combinations of rigid and flexible vinyl, and aluminum. EB-1 has a flexible vinyl cover and aluminum channel.

Colors: Black, Tan, Ivory, Brown, Gray, Polar White (with matching end caps)

Dimensions	Material
1"D x 1"H	Flexible vinyl with aluminum channel



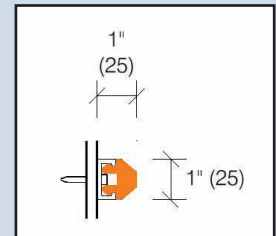
EBRF-1




EBRF-1 has a flexible vinyl cover and rigid vinyl channel.

Colors: Black, Tan, Ivory, Brown, Gray, Polar White (with matching end caps)

Dimensions	Material
1"D x 1"H	Flexible vinyl with rigid vinyl channel



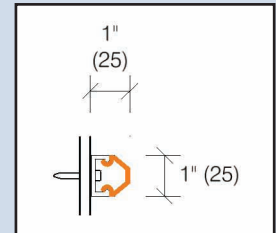
EBRU-1



EBRU-1 has a rigid vinyl cover and rigid vinyl channel.

Colors: Black, Tan, Ivory, Brown, Gray, Taupe, Silver Gray, Linen White (with matching end caps)

Dimensions	Material
1"D x 1"H	Flexible vinyl with rigid vinyl channel



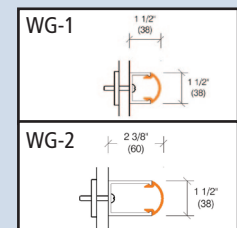
WG-1, 2



A cost effective alternative, the WG-1 and WG-2 series wall guards feature rigid vinyl inserts with a clear anodized aluminum channel for easy installation.

Colors: Black, Gray, Beige Desert, Silver Gray, Linen White, Windsor Blue, Chinchilla, Eggshell, Teal

Product Code	Dimensions	Material
WG-1	1-1/2"D x 1-1/2"H	Rigid vinyl with aluminum channel
WG-2	2-3/8"D x 1-1/2"H	Rigid vinyl with aluminum channel



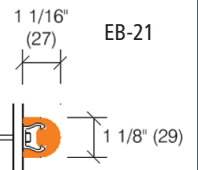
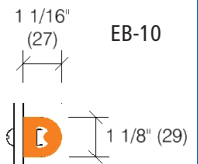
EB-10, 21



EB-10 and EB-21 provide durable means to protect walls, carts, and other equipment. EB-10 conforms to equipment and wall contours while the EB-21 comes with a strong aluminum retainer.

Colors: Black, Tan, Ivory, Brown, Gray, Polar White (with matching end caps)

Product Code	Dimensions	Material
EB-10	1-1/16"D x 1-1/8"H	Flexible vinyl with steel insert
EB-21	1-1/16"D x 1-1/8"H	"Lock-in-place" flexible vinyl on aluminum retainer



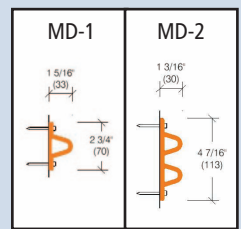
MD-1, 2



Excellent for marine and industrial applications, this series has surface areas of 2-3/4" or 4-7/16". These flexible vinyl bumpers provide the protection you need.

Colors: Black, Tan, Brown, Gray, White, Safety Yellow (with black end caps)

Product Code	Dimensions	Material
MD-1	1-5/16"D x 2-3/4"H	Single-Bulb Flexible Vinyl
MD-2	1-3/16"D x 4-7/16"H	Double-Bulb Flexible Vinyl



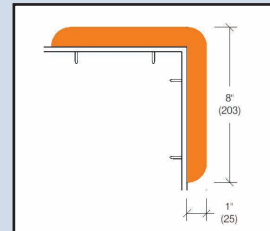
EB-8



EB-8 is made from flexible vinyl to provide durable corner protection for carts, cabinetry and countertops in a variety of colors.

Colors: Black, Ivory, Tan, Brown, Gray, Polar White

Dimensions	Material
1"D x 8"H	Molded flexible vinyl



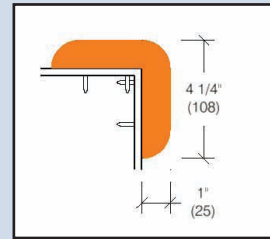
EB-20



In a non-marking gray natural rubber, EB-20 will protect cart, cabinet and countertop corners from damage, and help prevent personal injury.

Colors: Gray


Dimensions	Material
4-1/4" W x 4-1/4" H x 1"D	Molded natural rubber



7 Heavy-Duty Bumpers

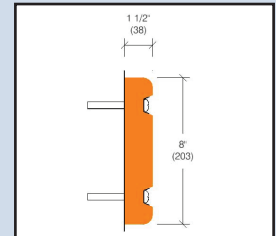
Pro-Tek's® Heavy-Duty Wall Guard Series features superior protection from damage caused by all types of traffic. Our proprietary compounds provide chemical and UV stability suitable for most commercial and industrial applications. Whether it's a warehouse, parking garage, loading dock or other high-traffic area, Pro-Tek® Heavy-Duty Wall Guards will do the job right—protecting both your people and your property.

E-1




Used extensively in parking garages, industrial plants, warehouses, and building service areas, the E-1 can be wrapped around cylindrical columns of 18" diameter or greater. Use it to protect the entire environment—flat or curved.
 Colors: Black

Dimensions	Material	Impact Protection
1-1/2" D x 8" H	EPDM Rubber	Ultra Heavy-Duty

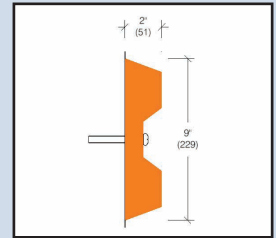


M-2



Similar to our E-1, but larger still for maximum surface protection (9"). This popular chamfered profile offers an added aesthetic value while still providing excellent protection for walls and vehicles.
 Colors: Black

Dimensions	Material	Impact Protection
2" D x 9" H	EPDM Rubber	Ultra Heavy-Duty

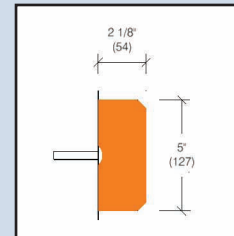


ER-25, 45




ER-25 and ER-45 feature a solid block design for maximum impact resistance and chamfered edges for safety.
 Colors: Black

Product Code	Dimensions	Material	Impact Protection
ER-25	2-1/8" D x 5" H	EPDM Rubber	Ultra Heavy-Duty
ER-45	3-1/2" D x 4-1/2" H	EPDM Rubber	Ultra Heavy-Duty

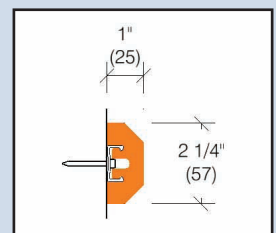


EB-15



Mounted on an aluminum retainer, the EB-15 offers excellent abrasion resistance and weather resistance. The retainer is easily installed with no visible hardware. Molded urethane end caps and outside corners provide a finished look.
 Colors: Black

Dimensions	Material	Impact Protection
1" D x 2-1/4" H	EPDM Rubber	Heavy-Duty



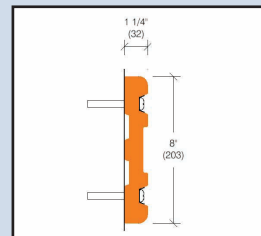
E-2



For good weather resistance and a non-marking surface, choose our urethane E-2 wall guard with matching molded end caps and outside corners.

Colors: Charcoal

Dimensions	Material	Impact Protection
1-3/4" D x 8" H	Urethane	Heavy-Duty



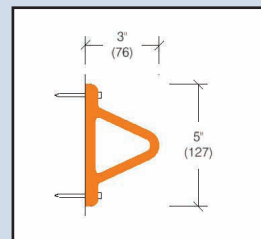
MD-5




The MD-5 is designed for maximum roll action and provides good weather resistance. This extruded natural rubber wall guard with molded urethane end caps provides excellent protection in service corridors and other "back-of-house" applications.

Colors: Black, Gray

Dimensions	Material	Impact Protection
3" D x 5" H	Natural Rubber	Heavy-Duty



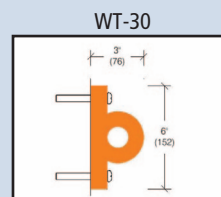
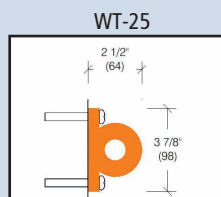
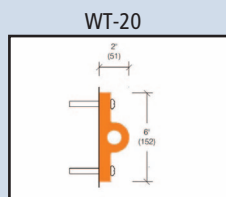
WT-20, 25, 30




Our wing-type bumper combines the impact absorption of a hollow cylindrical design with the ease of wing-mounted installation.

Colors: Black

Product Code	Dimensions	Material	Impact Protection
WT-20	2" D x 6" H	EPDM Rubber	Heavy-Duty
WT-25	2-1/2" D x 3-7/8" H	EPDM Rubber	Ultra Heavy-Duty
WT-30	3" D x 6" H	EPDM Rubber	Heavy-Duty



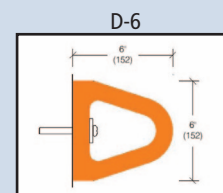
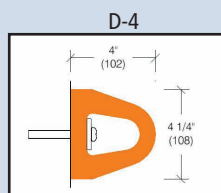
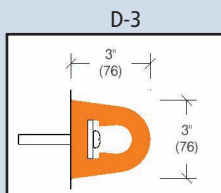
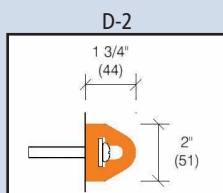
D-2, 3, 4, 6




Vehicles will find extra cushioning from these D-shaped bumpers. Made from EPDM rubber, these bumpers range in size from 2" to 6"

Colors: Black

Product Code	Dimensions	Impact Protection	Colors
D-2	1-3/4" D x 2" H	Medium	Black, Gray
D-3	3" D x 3" H	Heavy-Duty	Black
D-4	4" D x 4-1/4" H	Ultra Heavy-Duty	Black, Gray, Yellow
D-6	6" D x 6" H	Ultra Heavy-Duty	Black

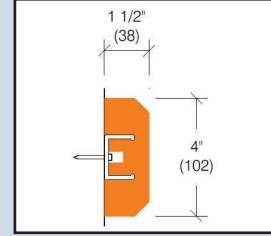


EB-4




The maximum cushioning effect of the EB-4 safeguards property in a variety of areas. Like the smaller version EB-15, it has good abrasion and weather resistance and is equally easy to install. Molded end caps and outside corners complete the installation. Colors: Black

Dimensions	Material	Impact Protection
1-1/2" D x 4" H	Urethane	Medium



PEW-14, 16, 18, 110, 113, 118

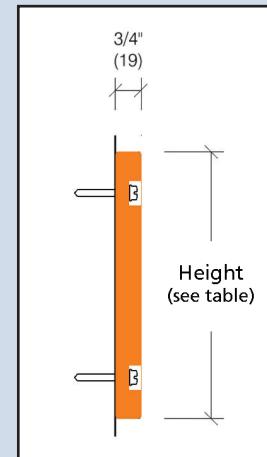


An environmentally friendly alternative to rubber, these 3/4" thick Pro-Tek® Earth™ profiles are excellent options for moderate to heavy-duty abuse areas, such as service corridors or "back-of-house" applications. Made of 100% recycled high-density polyethylene (HDPE).



Colors: Pro-Tek® Earth™

Product Code	Dimensions	Material	Impact Protection
PEW-14	3/4" D x 3-1/2" H	Recycled HDPE	Heavy-Duty
PEW-16	3/4" D x 5-1/2" H	Recycled HDPE	Heavy-Duty
PEW-18	3/4" D x 8" H	Recycled HDPE	Heavy-Duty
PEW-110	3/4" D x 9-1/2" H	Recycled HDPE	Heavy-Duty
PEW-113	3/4" D x 12-1/2" H	Recycled HDPE	Heavy-Duty
PEW-118	3/4" D x 18" H	Recycled HDPE	Heavy-Duty



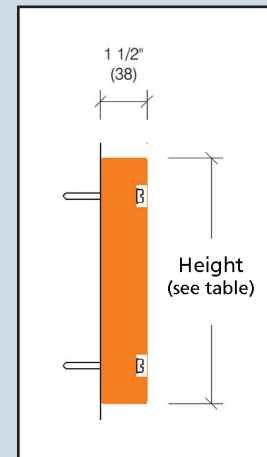
PEW-24, 26, 28, 210, 212

Pro-Tek® Earth™ 1-1/2" thick wall guards will protect your facility in even the heaviest abuse areas, such as factories, warehouses, and loading docks. Just like our 3/4" thick Pro-Tek® Earth™ products, these are made of 100% recycled high-density polyethylene (HDPE).



Colors: Pro-Tek® Earth™

Product Code	Dimensions	Material	Impact Protection
PEW-24	1-1/2" D x 3-1/2" H	Recycled HDPE	Heavy-Duty
PEW-26	1-1/2" D x 5-1/2" H	Recycled HDPE	Heavy-Duty
PEW-28	1-1/2" D x 7-1/2" H	Recycled HDPE	Heavy-Duty
PEW-210	1-1/2" D x 9-1/2" H	Recycled HDPE	Heavy-Duty
PEW-212	1-1/2" D x 11-1/2" H	Recycled HDPE	Heavy-Duty



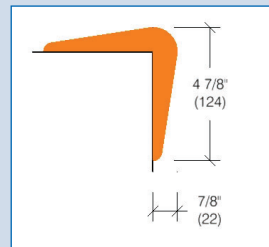
8 Heavy-Duty Corner Guards

When you need maximum impact protection in your commercial or industrial environment, turn to Pawling's line of Pro-Tek® Heavy-Duty Corner Guards. Protect columns in a retail environment and corners in your parking garage or storage facility. Whether it's loading docks, warehouses or in-plant offices that need protection, our Heavy-Duty Corner Guards will complete your design in a variety of wing sizes and colors.

CG-1

CG-1's natural rubber blend provides high-impact resistance in a non-marking material. Available in lengths from 4' to 12', our most popular heavy-duty corner guard can be used in any application, inside or out.

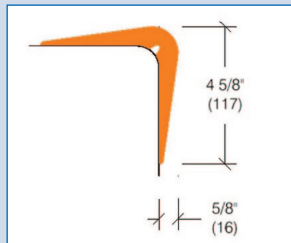
Colors: Gray
 Material: Natural Rubber
 Wing Size: 4-7/8"
 Mounting: Adhesive or Mechanical



CG-2, 2E

Made with SBR rubber, this 4-5/8" wing corner guards offer durable protection in different environments. Use CG-2 for interior installations. CG-2E is perfect for interior or exterior environments.

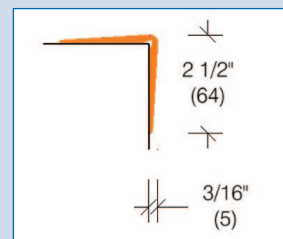
Colors: Black
 Material: SBR Rubber (CG-2)
 EPDM Rubber (CG-2E)
 Wing Size: 4-5/8" Mounting:
 Adhesive or Mechanical



CG-3

CG-3 combines the reduced cost of flexible vinyl with a variety of color options to handle all kinds of heavy-duty impact protection applications.

Colors: Black, Ivory, Tan,
 Brown, Gray, Yellow,
 Polar White
 Material: Flexible Vinyl
 Wing Size: 2-1/2"
 Mounting: Adhesive



CG-4

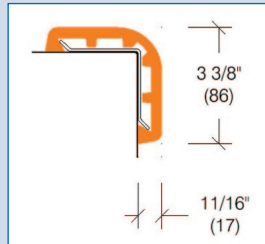


CG-4 combines the durability and impact resistance of EPDM rubber with the convenience of a retainer/snap-on-cover installation. Comes complete with black urethane end caps for a finished look.

Colors: Black

Material: EPDM Rubber/
Galvanized Steel

Wing Size: 3-3/8" Mounting:
Mechanical Fasteners in
Galvanized Steel Retainers



CG-5

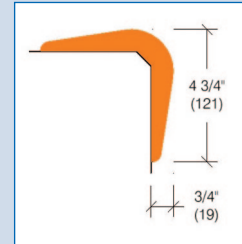


Another natural rubber blend corner guard this time in a 4-3/4" wing size. CG-5 features a non-marking gray color and special chamfered corners in either 4' or 8' lengths.

Colors: Gray

Material: Natural Rubber
Wing Size: 4-3/4"

Mounting:
Adhesive or
Mechanical



CG-9



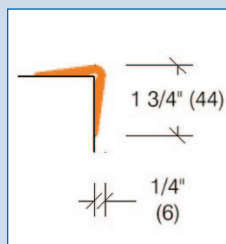
CG-9 is our smallest and most inexpensive flexible vinyl corner guard, and is available in a seven different colors.

Colors: Black, Ivory, Tan,
Brown, Gray, Yellow,
Polar White

Material: Flexible Vinyl

Wing Size:
1-3/4"

Mounting:
Adhesive



CG-15



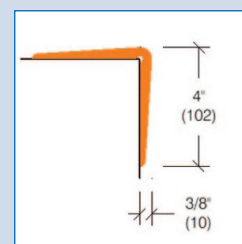
Our largest flexible vinyl heavy-duty corner guard, the CG-15 has a 4" wing and provides durable protection for both interior and exterior installations.

Colors: Black, Tan,
Brown, Gray, Safety
Yellow

Material: Flexible Vinyl

Wing Size: 4"

Mounting:
Adhesive



9 Parking and Traffic Safety

Vehicular traffic poses a myriad of problems and concerns for many types of facilities. Pawling Corporation's line of heavy-duty impact protection products and vehicle control accessories addresses these hazards by making your environment safer for vehicles and people, not to mention extending the life of your facility, and reducing costly repair and maintenance problems.

Pro-Tek® products are designed to safeguard walls, corners, and columns exposed to vehicular traffic, and to control vehicle movement to reduce the incidence of personal injury to employees, customers, and pedestrians. Tell us what your impact protection and vehicle control issues are, and let us suggest a comprehensive system utilizing Pro-Tek® products to protect your facility, vehicles, and people. See for yourself the difference that Pro-Tek® products can make.



Color: Safety Yellow, Handicap Blue, White, Black or Gray

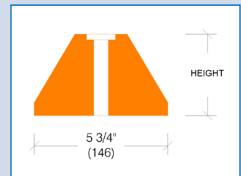
Weight: 32 lbs./Ea. (PB-1) 25 lbs./Ea. (PB-2)

Stock Length: 70"

Height: 3 1/2" (PB-1), 3 1/8" (PB-2)

Material: 100% post-consumer, postindustrial recycled plastic

Installations: Concrete: Lag Bolts
Asphalt: Spikes/galvanized truss/plates for adhesive installation to concrete



Color: Safety Yellow

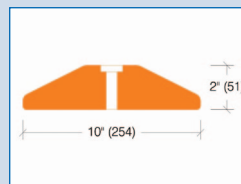
Weight: 70": 28 lbs./Ea. or 106": 48 lbs./Ea.

Material: 100% post-consumer, post-industrial recycled plastic

Stock Length: 70", 106"

Features: Economical, Easy portability

Installations: Concrete: Lag Bolt/Butyl Tape
Asphalt: Ground Spike/Butyl Tape



Color: Orange

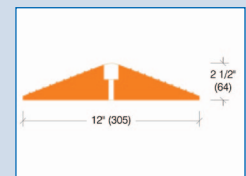
Weight: 20 lbs./Each

Material: Molded Urethane

Stock Length: 4 ft.

Features: Modular interlocking sections - ribbed surface.

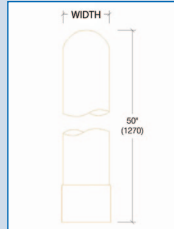
Installations: Loose-lay optional 3/16" proof coil chain.




BOL-47, 49



Color: Safety Yellow
Weight: 3.0 lbs./Ea. (47), 4.0 lbs./Ea. (49)
Material: Polyethylene with U.V. Stabilizers
Stock Length: 50"
Width: 5" (47), 6-7/8" (49)
Installations: Clamp Band with Lock Screw

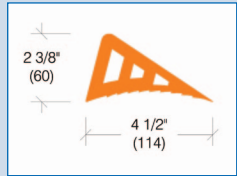


SC-5




Grooved base contoured to provide positive "gripping" action. Smooth surface prevents damage to rolls. EPDM rubber compound provides outstanding durability and weather resistance. Available in any length up to 12'0".

Colors: Black
Weight: 2.5 lbs./lin.Ft.

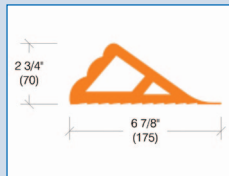


SC-9




Heavyweight design used to contain metal pipes, rolls, cable, and light trailers. Smooth surface prevents damage to outside layers of paper rolls. EPDM rubber compound provides outstanding durability and weather resistance. Available in any length up to 12'0".

Colors: Black
Weight: 4.5 lbs./lin.Ft.

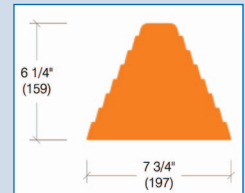


SC-10, 13



Molded from a tough nylon-reinforced rubber compound the SC-10 and SC-13 are economical and durable. Recommended for use with heavy trucks, trailers and road equipment. The SC-10 has a standard eyebolt for attaching a chain, while the SC-13 comes standard with a larger "U"-bolt.

Colors: Black
Weight: 9 lbs./Ea.

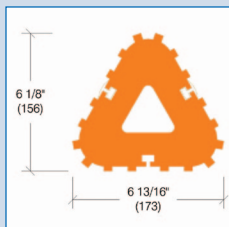


SC-2



All purpose style suitable for aircraft and medium sized trucks. EPDM rubber compound offers outstanding weathering characteristics and resistance to petroleum fuels, including jet fuel. High visibility orange hi-lite strips on 2 sides. Custom lengths up to 12'0".

Colors: Black, Safety Yellow
Weight: 9 lbs./lin.Ft.

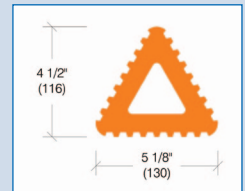


SC-7



Versatile design for use with trucks, aircraft, large pipe, recreational vehicles and at most industrial dock locations. EPDM rubber compound offers outstanding weathering characteristics and resistance to petroleum fuels, including jet fuel. Custom lengths up to 12'0".

Colors: Black, Safety Yellow
Weight: 9 lbs./lin.Ft.



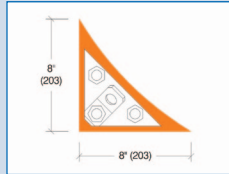
SC-3



Laminated recycled tire rubber pads assembled on 3/4" (19.1mm) bolts and compressed between 1/4" (6.35mm) steel plates. Positive grip - contoured to fit curvature of tire. Ideal for heavy utility trucks and equipment, large cable rolls and buses.

Colors: Black

Weight: 14 lbs./Ea.



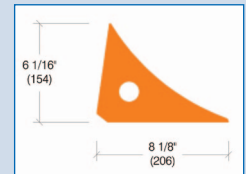
SC-6



Recommended for use with utility vehicles, pick-up trucks and recreation vehicles. Diamond plate face surface provides excellent grip.

Colors: Orange

Weight: 2 lbs./Ea.



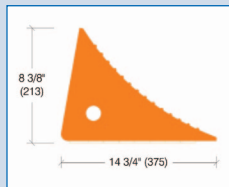
SC-12



Recommended for any "over-the-road" trucks/trailers. Lightweight, yet heavy duty.

Colors: Orange

Weight: 4 lbs./Ea.



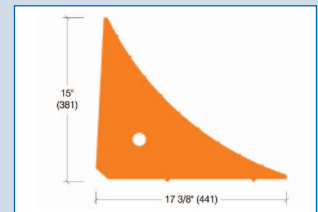
SC-17



SC-17: Rated for 120 ton trucks.

Colors: Orange

Weight: 28 lbs./lin. ft.



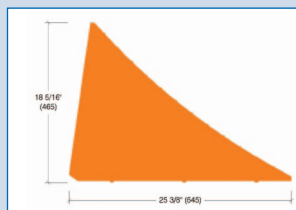
SC-18



SC-18: Rated for 240 ton trucks.

Colors: Orange

Weight: 45 lbs./Ea.



CH-1,2



CH-1: Weldless Chain - double loop. Low carbon steel. Finish: Bright zinc coated. Working load limit: 305 Lbs.

CH-2: 3/16" Grade 30-proof coil chain. Low carbon steel. Electro-galvanized. Working load limit: 800 lbs.

Product Code	Gauge	Weight per ft.
CH-1	.124"	0.2 Lbs.
CH-2	.1875"	0.39 Lbs.































60 Standard Colors

10 	370 	193 	676 	682 	486 
White	Eggshell	Wheat*	Dover White*	Khaki Brown	Caisson*
301 	313 	2 	268 	718 	359 
Linen White	Champagne	Ivory	Doeskin	Silkworm*	Ginger Spice*
554 	648 	263 	379 	21 	288 
Mission White	Monterey	Pale Yellow	Mojave Sand	Cappuccino*	Mocha*
541 	411 	569 	148 	113 	694 
White Sand	Pumice*	Saffron*	Desert Sand	Toffee*	Cafe au Lait*
361 	555 	497 	3 	204 	4 
Pearl*	Porcelain	Chablis	Tan	Shell*	Brown

*Minimum order quantities for WC-30 sheets apply.

Due to a limitation of printing, colors are representational only and may vary. Please request a sample when choosing final colors.

60 Standard Colors

385 	373 	377 	156 	520 	297 
Beige Desert	English Rose	Teal	Hunter Green*	Brittany Blue*	Chinchilla*
269 	304 	382 	29 	583 	210 
Ecru	Victorian Rose*	Stormy Blue*	Blue Ice*	Alexis Blue*	Silver Gray
494 	380 	371 	369 	176 	289 
Lavender Heather*	Cordovan*	Sage Green	Blue Fog	Taupe	Pearl Gray
366 	22 	376 	265 	238 	5 
Soft Peach*	Woodlands*	Pale Jade*	Windsor Blue	Bone	Gray
381 	293 	300 	490 	483 	1 
Dawn*	Sea Foam*	Grotto*	Blue Bird	Harvard Gray*	Black*

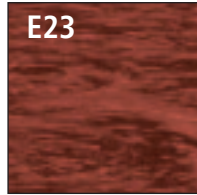
*Minimum order quantities for WC-30 sheets apply.

Due to a limitation of printing, colors are representational only and may vary. Please request a sample when choosing final colors.


Pro-Tek® Earth™



White



Caroline Red




Dark Teak




Cedar




Light Oak



Weathered Wood



Sand



Light Gray



Gray



Dark Gray




Black




Turf Green


Adirondack® Wood Stains




Clear




Early American




Light Cherry



Dark Cherry



Walnut




Cordovan

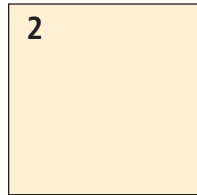
*Many of our wood products can be manufactured using custom woods or custom stains. For details on how we can accommodate your custom design needs contact your Pawling representative today.

Due to a limitation of printing, colors are representational only and may vary. Please request a sample when choosing final colors.


Heavy-Duty Corner Guards and Parking and Traffic Safety




White




Ivory



Brown




Gray



Black




Yellow



Polar White



Handicap Blue



Safety Yellow




Tan




Orange


Powder Coat Finishes



Bronze Hammertone




Gray Hammertone




Silver Hammertone



Blue Hammertone



Green Hammertone



Gray Hammer



Black Hammer

*Due to a limitation of printing, colors are representational only and may vary. Please request a sample when choosing final colors.



32 Nelson Hill Road, P.O. Box 200, Wassaic, NY 12592

Tel: (800) 431-3456 or (845) 373-9300

Fax: (800) 377-4403 or (845) 373-7827

www.pawling.com

For detailed technical drawings and information on all Pawling products including CADs and specs, visit www.pawling.com

Our Vision and Warranty

Pawling Corporation pledges to employ all its resources to focus on customer satisfaction and continual improvement. We strive to provide superior quality products and services that meet or exceed your expectations. We want to be your first choice for a wide variety of architectural products. Pawling stands behind every sale with our Limited Lifetime Warranty. We warrant all standard catalog products against defect in materials and workmanship when installed in conformance with the Pawling Corporation Installation Instructions.



©2014 The Pawling Corporation

Pawling Corporation reserves the right to discontinue or modify a design without prior notice.

5/14